

MONTHLY MEMBERSHIP PROGRESS REPORT

District 36 E

Results as of: 9/30/2023

GMT:

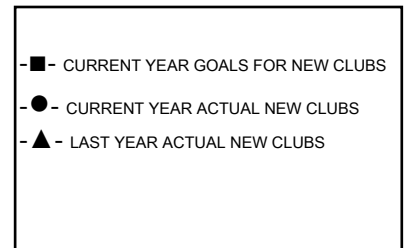
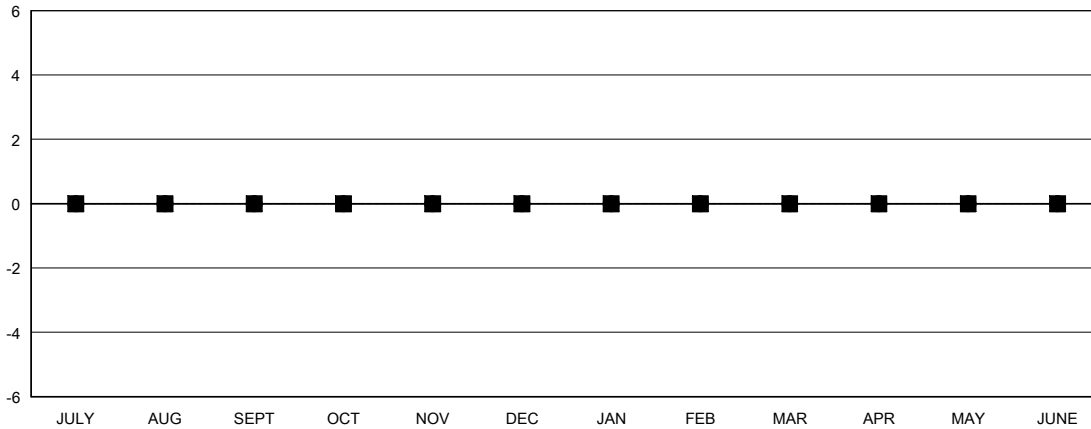
LOCATION OREGON

GMT CA

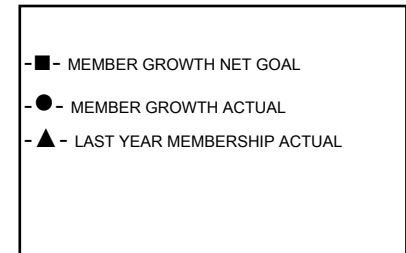
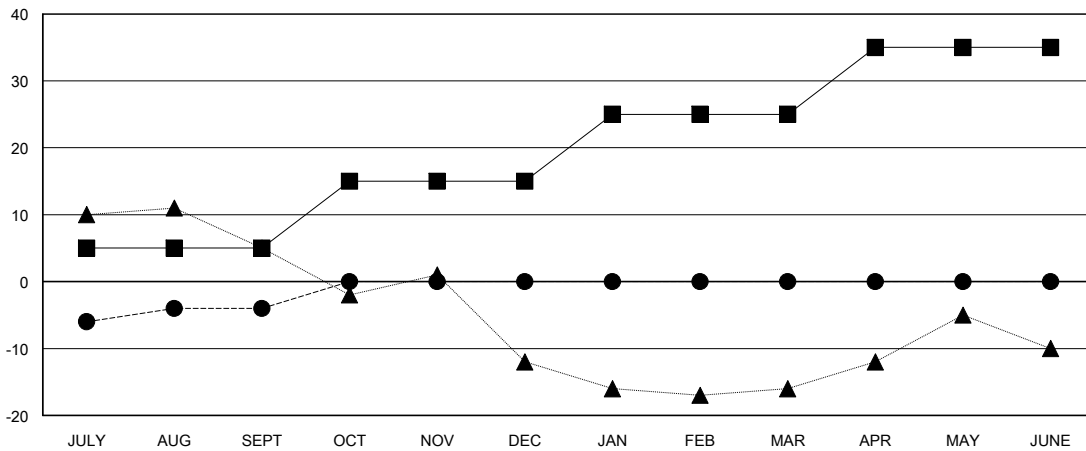
Clubs			
RESULTS FOR 2023-2024			
QUARTER	NEW CLUB GOAL	NEW CLUBS	DROPPED CLUBS
JULY/AUG/SEPT	0	0	0
OCT/NOV/DEC	0	0	0
JAN/FEB/MAR	0	0	0
APR/MAY/JUNE	0	0	0

Members			
RESULTS FOR 2023-2024			
QUARTER	MEMBER GROWTH NET GOAL	MEMBER GROWTH ACTUAL	DROPPED MEMBERS ACTUAL (including transfers)
JULY/AUG/SEPT	5	10	13
OCT/NOV/DEC	10	0	0
JAN/FEB/MAR	10	0	0
APR/MAY/JUNE	10	0	0

GOALS AND ACTUAL NEW CLUBS CUMULATIVE



GOALS AND ACTUAL MEMBERS CUMULATIVE



DROPPED CLUBS: 0	
DROPPED MEMBERS	
DECEASED	1
CLUB CANCELLED	0
OTHER	12
TOTAL	13

6 CLUBS OF 29 ADDED 1 OR MORE NEW MEMBERS

GENDER DISTRIBUTION	
MALE	333 (56.63%)
FEMALE	255 (43.37%)

[CLICK HERE FOR CUMULATIVE MEMBERSHIP DATA](#)

TOTAL FAMILY UNIT MEMBERS	182
FAMILY MEMBERS PAYING HALF DUES	94